

0.5 LAYER 600HD - REMOTE ACCESS UNIT CROSS SECTION

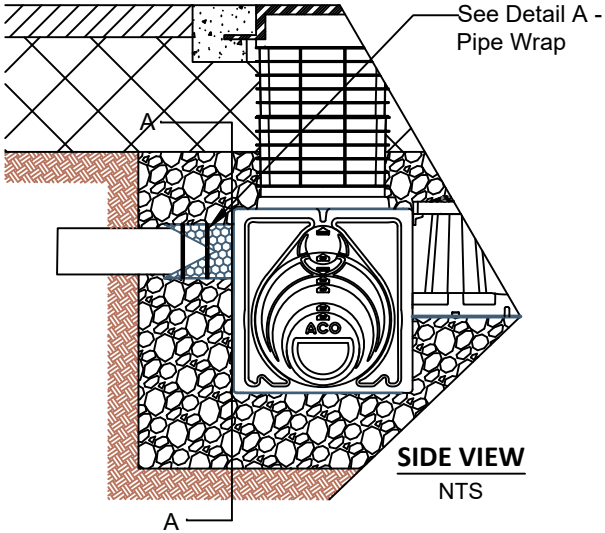
NTS

- NOTE 1: Ventilation may be crucial to reducing the pressure build up within the system. If solid access covers are used, alternative methods of ventilation are recommended.
- NOTE 2: Concrete Load Plates should contact/bond to the Remote Access Cover. A gap or bond break is recommended between cast-in-place concrete and the extension shaft. Consult Engineer of Record for additional requirements.
- NOTE 3: The 600HD Remote Access Unit is approximately the size of half of a half-module. The half-module throughout the tank height must be cut in half to accommodate the 600HD Remote Access Unit.
- NOTE 4: Contractor to cut template holes on interior side walls and bottom of top 600HD Remote Access Unit to allow water flow and tank access. Unless otherwise specified in the project drawings, cut 12" diameter template holes on 600HD Remote Access Units on the three interior sides.
- NOTE 5: The minimum width of sidewall backfill is 12" or large enough to accommodate selected compaction equipment, whichever is greater.

REMOTE ACCESS UNIT PIPE DIAMETER CHART

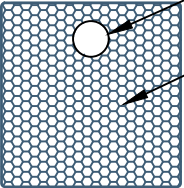
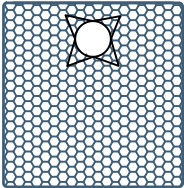
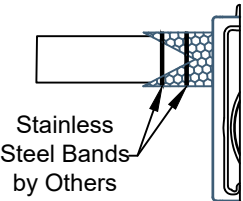
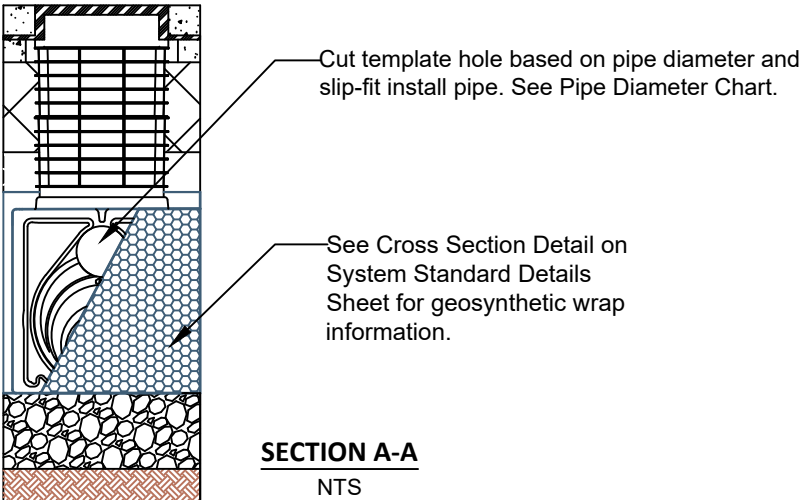
Nominal Template Hole Diameter (inches)						
4	6	8	10	12	15	18 (See Note 3)

- NOTE 1: Cut inlet / outlet pipe hole prior to Remote Access Unit installation.
- NOTE 2: Pipe diameters apply to thin-wall pipes. Contact ACO for guidance with other pipe types.
- NOTE 3: A 600HD Remote Access Unit with Adapter Plate (Part #138140) is available for 18-inch pipe connections. This 600HD Remote Access Unit with Adapter Plate has a pre-cut nominal 18-inch diameter hole in one side.
- NOTE 4: Contact ACO for guidance for inlet / outlet pipes larger than 18-inch diameter.



0.5 LAYER 600HD - REMOTE ACCESS UNIT PIPE INSTALLATION

NTS



- Cut Geosynthetics and wrap around inlet/outlet pipe
- See Cross Section Detail on System Standard Details Sheet for geosynthetic wrap information.

DETAIL A
PIPE WRAP
NTS

DRAWN BY K Chejarla	CHECKED BY A Frye
DATE 10/06/2025	REV. 0

STORMBRIXX - STANDARD DETAILS

600HD SYSTEM - 0.5 LAYER REMOTE ACCESS UNIT

**ACO, INC.**

WEST SALES OFFICE
825 W BEECHCRAFT ST.
CASA GRANDE, AZ 85122
Tel. (888) 490-9552
Fax (520) 421-9899

EAST SALES OFFICE
9470 PINECONE DRIVE
MENTOR, OH 44060
Tel. (800) 543-4764
Fax (440) 639-7235

SOUTHEAST SALES OFFICE
481 MUNN RD. SUITE #225
FORT MILL, SC 29715
Tel. (440)-639-7230
Fax (803)-802-1063

www.acoswm.com