

ACO Self

Residential & Landscape Products

The HexaLine GaragePack is a convenient set that makes installation and cleaning easy. The pack includes:

- 3 HexaLine plastic channels (2 grate styles available)
- 2 end caps
- Bottom outlet
- Leaf guard

HexaLine is a recyclable polypropylene trench drain system with a range of innovative features, making installation easier than ever.

The lightweight, cellular construction allows for a simple 'push-fit' of channels and accessories and makes cleaning and maintenance easy.

Suitable for pedestrian/light vehicle traffic applications such as:

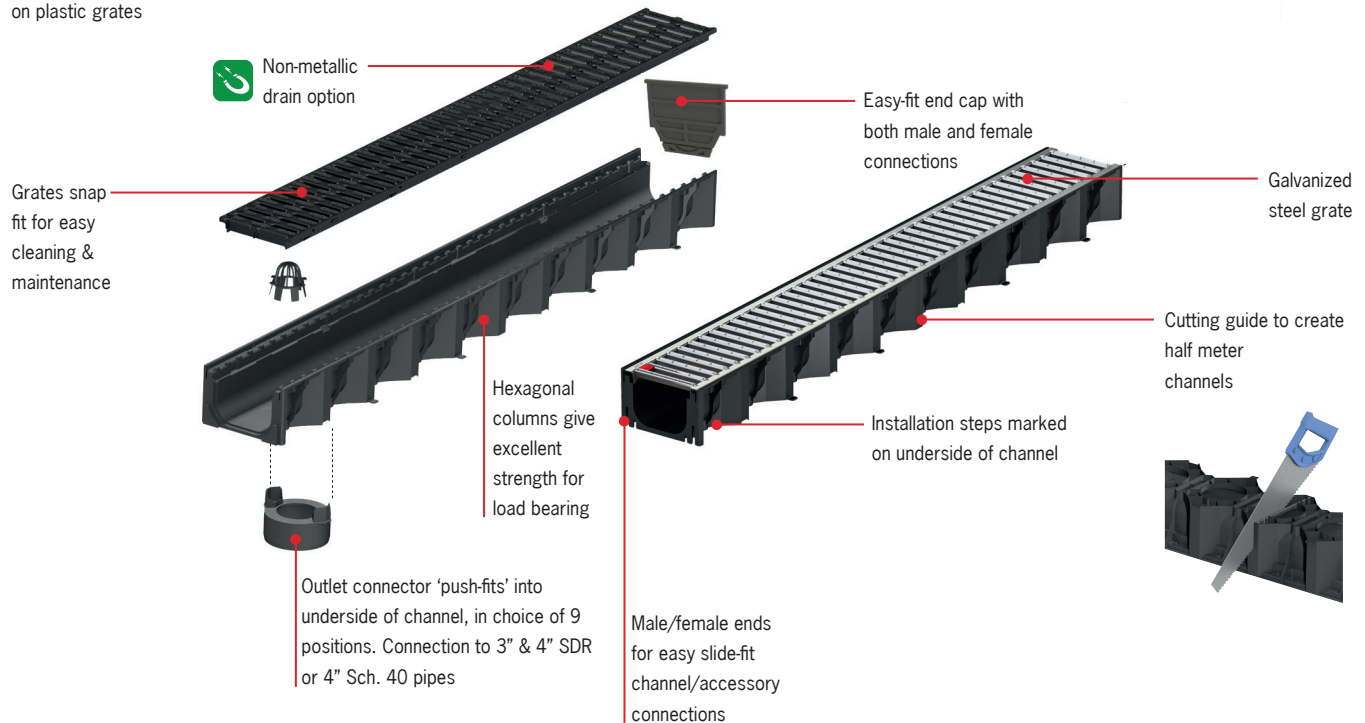
- Residential driveways
- Patios
- Basements
- Pools



Product Overview



Microgrip anti-slip texturing on plastic grates



Parts Table

	Part No.	Length inches	Width inches	Height inches	Wgt. lbs.
GaragePack - black microgrip plastic grates*	19305	39.4	5.1	9.6	8.92
GaragePack - galvanized steel grates*	19309	39.4	5.1	9.6	
Corner unit	319560	5.1	5.1	3.2	0.4
Accessory pack**	19303	-	-	-	0.4

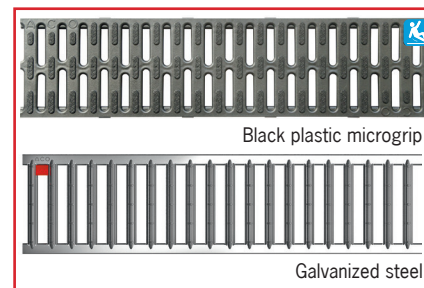
* See list below for GaragePack contents

Each HexaLine GaragePack comes complete with:

- 3 HexaLine channels (almost 10 ft in length)
- choose either black microgrip or galvanized steel grates
- 2 closing end caps
- 1 bottom outlet
- 1 leaf guard



Grate Options



Accessories

A full range of accessories are available for simple installation.

Corner unit:

Allows up to 4 way channel connection



Accessory pack includes:

- 2 - closing end caps
- 1 - bottom outlet
- 1 - leaf guard



Installation Instructions




Excavate area to accommodate trench drain and 4" concrete surround.




Rough in 3" or 4" SDR pipe or 4" schedule 40 outlet pipe, compact excavation base and lay 4" deep concrete bed.




Knockout channel base for outlet and start to lay channels from outlet position.



Continue to lay channels working away from outlet, channels slide-fit together.



Pour 4" concrete around channel sides allowing for pavement detail (see section drawing above).



Finish pavement/pavers must be 1/8" higher than the grate.

For pedestrian **only** applications, trench drain can be set directly on well compacted soil. For driveway applications, trench drain **MUST** be surrounded by 4" of concrete. ACO, Inc.

West Sales Office

825 W. Beechcraft St.
Casa Grande, AZ 85122
Tel: (520) 421-9988
Toll Free: (888) 490-9552
Fax: (520) 421-9899

Northeast Sales Office

9470 Pinecone Drive
Mentor, OH 44060
Tel: (440) 639-7230
Toll Free: (800) 543-4764
Fax: (440) 639-7235

Southeast Sales Office

4211 Pleasant Road
Fort Mill, SC 29708
Toll Free: (800) 543-4764
Fax: (803) 802-1063

Electronic Contact:

info@acousa.com
www.acoself.com

© May 2018 ACO, Inc.

All reasonable care has been taken in compiling the information in this document. All recommendations and suggestions on the use of ACO products are made without guarantee since the conditions of use are beyond the control of the company. It is the customer's responsibility to ensure that each product is fit for its intended purpose and that the actual conditions of use are suitable. ACO, Inc. reserves the right to change products and specifications without notice.